

Annex 9 - Project Impementation Schedule and WBS

ID	Task Name	2004	2005	2006	2007	2008	2009	2010
		Year -1	Year 1	Year 2	Year 3	Year 4	Year 5	Year 6
1	100. Strengthening Innovative Knowledge Management							
2	110. Assessing current state at PLS,Woreda, Regional & Federal Levels							
3	111. Diagnosis of Organizational, cultural, infrastructure & process related dependency hindering knowledge sharing							
4	112. Knowledge Mapping on priority commodities, input/output marketing, institutional arrangements, etc							
10	120. Assembling, Capturing & Synthesizing knowledge for the PLS level							
11	121. Development of (non) spatial databases on gender, environment, and HIV/AIDS in relation to the priority commodities							
12	122. Development of (non) spatial database on the technology and input/output marketing of priority commodities, incl. best practices & methods							
13	123. Development of (non) spatial databases on institutional arrangements (ext/tech transfer) on input/credit supply schemes, and mktg systems							
14	124. Development of PLS (non) spatial baseline data with annual snap shots through the life of the project							
20	125. Expert Consultations/Task force identifying, capturing, and synthesizing knowledge related to the priority commodities							
29	126. Synthesis of knowledge from all available sources to create actionable knowledge assets							
30	130. Developing Processes and Mechanisms for Enhanced Knowledge Sharing Systems for all levels							
31	131. Prepare various forums to help disseminate knowledge							
32	132. Conduct Technology Exhibitions at National, Regional, & PLS Levels							
37	133. Recommend organizational process that foster KS & utilization to Ministry offices at PLS, Regional & Federal Levels							
47	134. Establishment & Strengthening of institutional linkages fostering learning & knowledge sharing							
52	140. Establishing a National Agricultural Information Resource Center							
53	141. Planning & design of appropriate data models for capturing info							
54	142. Planning, design & implementation of hardware and software infrastructure							
55	143. Capturing and synthesizing of info & knowledge from PLS							
56	144. Establishment of mechanisms for populating & continuous update of national database							
57	145. Training of personnel for participation in the development of the NAIRC							
63	150. Establishing ICT networks and Infrastructure							
64	151. Procurement of computers & printers for Woreda offices							
65	152. Design and implementation of databases, spreadsheets and forms for business process improvement							
66	153. Training of selected staff in the PLS in the use and maintenance of computers							
71	154. Linking computers in the PLS to appropriate Regional and/or Federal offices							
72	Functional Infrastructure Established							
73	Functional Agricultural KM system interconnected & utilized at all levels							
74	200. Strengthening Institutional Capacity of Agricultural Public Institutions							
75	210. Strengthening capacity of staff in TVETs							
76	211. Provide in-service training to TVET instructors including visits							

Project: Work Breakdown Structure
Date: Thu 12/23/04

Task		Milestone		Output		Deadline	
Split		Summary		External Tasks			
Progress		Project Summary		External Milestone			

Annex 9 - Project Impementation Schedule and WBS

ID	Task Name	2004	2005	2006	2007	2008	2009	2010
		Year -1	Year 1	Year 2	Year 3	Year 4	Year 5	Year 6
80	212. Curriculum Development for TVETs							
84	213. Provision of teaching aids & training materials							
88	214. Involve selected TVET instructors & students to PLS Research activities							
89	215. Postgraduate Training for TVET instructors (MSc)							
90	<i>MSc Student Graduation</i>							
94	216. Link TVETs to the project's KM system							
95	220. Strengthening Capacity of Staff in Public Agric Organizations at Federal, Regional & PLS Level							
96	Woreda, Regional and Federal Level							
97	221. PhD/MSc/BSc Education							
98	<i>MSc Student Graduation</i>							
102	222. Study visits							
107	PLS Level							
108	223. CB activities (including curriculum development), innovative technology transfer methods							
113	224. CB activities (including curriculum development), gender & environmental assessment & HIV/AIDS awareness							
118	225. CB activities (including curriculum development), for technology innovations for the priority commodities							
123	226. CB activities (including curriculum development), in private marketing and input supply system							
128	227. Provision of training materials on priority commodities and technologies to the FTCs							
132	228. Provision of demonstration materials on priority commodities and technologies to the FTCs							
136	229. Strengthening linkages between PLS, FTCs and private sector institutions for market-led development by linking them to the FTCs							
137	230. Developing Institutional Arrangements to Foster Effective Information Sharing							
138	231. Meetings & Field Visits of WALCs							
157	232. Meetings & Field Visits of RALCs							
167	233. Meetings & Field Visits of NALC							
177	Strengthened Institutional Capacity of Agricultural Public Organizations to Support the Development of Farmer Based, Market oriented Agricultu							6/18
178	300. Enhancing Private Institutions and Technology Uptake							
179	310. Establishing PLSs Strategically Linked to Priorities of RDPs							
180	311. Preparation of Plans for next 4 PLS -- including workshops							
181	312. Preparation of Plans for 2 remaining PLS -- including workshops							
182	320. Strengthening Capacity of Farmers, Pastoralists & Staff from CBOs & private orgs							
183	321. Marketing							
184	321-a. Capacity Building in group formation and group functioning							
189	321-b. Capacity Building in Product quality, grading, storage and processing improvement							

Project: Work Breakdown Structure
Date: Thu 12/23/04

Task		Milestone		Output		Deadline	
Split		Summary		External Tasks			
Progress		Project Summary		External Milestone			

Annex 9 - Project Impementation Schedule and WBS

ID	Task Name	2004	2005	2006	2007	2008	2009	2010
		Year -1	Year 1	Year 2	Year 3	Year 4	Year 5	Year 6
194	322. Input Supply/Credit							
195	322-a. Group Formation and Linkages and development of entrepreneurial skills							
200	322-b. Technical Skills for the production and sale of Inputs							
205	323. Production/Technology Innovations							
206	323-a. Training in Market Oriented Production Methods							
211	323-b. Introduction of Innovative Technology Practices							
216	323-c. Natural Resource Management							
221	330. Identifying, Assessing, Implementing and Monitoring Participatory Market-Led Devt Programs							
222	331. Development/review of community-based programs and interest groups in and around FTCs.							
227	332. Marketing Innovations							
228	332-a. TA for group formation & strengthening							
229	332-b. Exchange Visits for Groups & Associations within and outside PLS							
233	332-c. Linkages between groups/associations and coops							
238	332-d. Market promotional activities for the associations and coops							
239	332-e. TA on storage, quality improvement and processing							
240	332-f. Exchange Visits within and outside PLS							
244	333. Input Supply/Credit Innovations							
245	333-a. TA on input supply systems by Woreda Staff							
246	333-b. Exchange visits within and outside the PLS							
250	333-c. Credit system funds for input supply system for farmers, small scale entrepreneurs and cooperatives							
251	333-d. Provision of foundation seeds and materials							
256	333-e. Provision of demonstration/research materials							
261	334. Technology/Credit Innovation							
262	334-a. TA on technology innovations							
263	334-b. Exchange visits with in and outside PLS							
267	334-c. Credit system for technology innovations for farmers (especially women farmers)							
268	334-d. Material for on-farm experimentation on innovaative technologies							
269	Enhanced Capacity of Farmers, pastoralists, community-based & private organizations							
270	400. Developing Recommendations on Technology, Institutional and Policy Options							
271	410. Undertaking Research on Adoption & Impact of Alternative Technologies Within & Across PLSs							
272	411. Focused studies on indigenous knowledge systems							
276	412. Focused studies on adoption and impact of current NRM technologies							

6/18

Project: Work Breakdown Structure
Date: Thu 12/23/04

Task



Milestone



Output



Deadline



Split



Summary



External Tasks



Progress



Project Summary



External Milestone



Annex 9 - Project Impementation Schedule and WBS

ID	Task Name	2004	2005	2006	2007	2008	2009	2010
		Year -1	Year 1	Year 2	Year 3	Year 4	Year 5	Year 6
280	413. Regular Monitoring of Introduced Technologies			[Task Bar]				
281	414. Analysis of impact of technologies		[Task Bar]	[Task Bar]	[Task Bar]	[Task Bar]	[Task Bar]	
286	415. Analysis of factors influencing adoption of technologies		[Task Bar]	[Task Bar]	[Task Bar]	[Task Bar]	[Task Bar]	
291	416. Comparative analysis across PLS on impacts of technologies			[Task Bar]	[Task Bar]	[Task Bar]	[Task Bar]	
295	417. Workshops/Conferences/Seminars at PLS to present and disseminate recommendations		[Task Bar]	[Task Bar]	[Task Bar]	[Task Bar]	[Task Bar]	
300	418. Publications to present and disseminate recommendations			[Task Bar]				
301	420. Undertaking Research on Alternative & Innov. Instit. Arrangements		[Summary Bar]					
302	421. Focused studies on marketing of priority commodities in the PLSs	[Task Bar]	[Task Bar]	[Task Bar]	[Task Bar]	[Task Bar]	[Task Bar]	
306	422. Studies on the marketing of the priority commodities across PLSs	[Task Bar]	[Task Bar]	[Task Bar]	[Task Bar]	[Task Bar]	[Task Bar]	
310	423. Studies on existing input supply and credit systems for priority commodities in the PLS	[Task Bar]	[Task Bar]	[Task Bar]	[Task Bar]	[Task Bar]	[Task Bar]	
314	424. Monitoring of the development and impact of institutional innovations for technology transfer, input and output marketing and rural finance			[Task Bar]				
315	425. Analysis of the impact of innovative institutional arrangements on the livelihood of the rural communities		[Task Bar]	[Task Bar]	[Task Bar]	[Task Bar]	[Task Bar]	
320	426. Analysis of factors influencing the adoption of institutional innovations		[Task Bar]	[Task Bar]	[Task Bar]	[Task Bar]	[Task Bar]	
325	427. Comparative analysis across PLSs on impact and adoption of institutional innovation			[Task Bar]	[Task Bar]	[Task Bar]	[Task Bar]	
329	428. Workshops/conferences/seminars to present and disseminate the institutional innovations and recommendations			[Task Bar]	[Task Bar]	[Task Bar]	[Task Bar]	
333	429. Publications to present and disseminate the institutional innovations and recommendations			[Task Bar]				
334	430. Conducting & Synthesizing Environmental Studies, Assessments & Analysis of Priority Commodities		[Summary Bar]					
335	431. Preparation of environmental briefs	[Task Bar]	[Task Bar]	[Task Bar]	[Task Bar]	[Task Bar]	[Task Bar]	
336	431. Review of existing studies and reports on the status, conservation and developments of the natural resource base in the PLS	[Task Bar]	[Task Bar]	[Task Bar]	[Task Bar]	[Task Bar]	[Task Bar]	
340	432. Comparative analysis and synthesis of environmental assessment and studies across PLSs			[Task Bar]	[Task Bar]	[Task Bar]	[Task Bar]	
344	440. Conducting Gender Analysis & Studies Related to Priority Commodities, Technologies & Services		[Summary Bar]					
345	441. Studies and stakeholder meetings on gender roles in production and marketing of priority market oriented commodities in PLSs	[Task Bar]	[Task Bar]	[Task Bar]	[Task Bar]	[Task Bar]	[Task Bar]	
346	442. Case studies of technological, institutional and socio-cultural aspects hindering or facilitating enhanced participation of women in I		[Task Bar]	[Task Bar]	[Task Bar]	[Task Bar]	[Task Bar]	
349	443. Comparative analysis across PLSs of gender roles and factors affecting women participation in market oriented development		[Task Bar]	[Task Bar]	[Task Bar]	[Task Bar]	[Task Bar]	
353	450. Conducting Studies on the Interrelationship Between HIV/AIDS & Agric Productivity & Production		[Summary Bar]					
354	451. Studies and stakeholder meetings on the current status of the relationships between HIV/AIDS and production of priority commodities in PLS	[Task Bar]	[Task Bar]	[Task Bar]	[Task Bar]	[Task Bar]	[Task Bar]	
355	452. Case studies on the technological, institutional and socio-economic aspects influencing the spread of HIV/AIDS in PLSs		[Task Bar]	[Task Bar]	[Task Bar]	[Task Bar]	[Task Bar]	
358	453. Comparative analysis across PLSs of the relationship between HIV/AIDS and agricultural production, and factors influencing it		[Task Bar]	[Task Bar]	[Task Bar]	[Task Bar]	[Task Bar]	
362	<i>Recommendations developed from both research & lessons learned</i>							◆ 6/18
363	500. Project Management		[Summary Bar]					
364	510. Recruitment/Assignment of Staff		[Summary Bar]					
365	510-a. Innovations Specialist	[Task Bar]						









Project: Work Breakdown Structure
Date: Thu 12/23/04

Task		Milestone		Output		Deadline	
Split		Summary		External Tasks			
Progress		Project Summary		External Milestone			

Annex 9 - Project Impementation Schedule and WBS

ID	Task Name	2004	2005	2006	2007	2008	2009	2010	
		Year -1	Year 1	Year 2	Year 3	Year 4	Year 5	Year 6	
366	510-b. Research & Development Officers (4 positions)		■						
367	510-c. Research & Development Officers (2 positions)			■					
368	510-d. Research & Devt. Assistants (8 positions)		■						
369	510-e. Research & Devt. Assistants (2 positions)			■					
370	520. Consultants		▼						
371	520-a. Results Based Management		■		■		■		
376	520-b. HIV/AIDS, Gender, and Environment	■	■	■	■	■	■	■	
383	520-c. Others (KM, Innovations, Livelihoods, etc) as required	■		■	■	■	■	■	
389	530. Contracting - Research & Development Partners	▼							
390	530-a. Research Partners	■		■	■	■	■	■	
396	530-b. Development Partners	■		■	■	■	■	■	
402	540. Office Establishment PLS	▼							
403	540-a. PLS Project Establishment	■	■	■					
406	540-b. Purchase of Vehicles - First 8 PLS	■	■	■					
409	540-c. Purchase of other items - First 8 PLS	■	■	■					
412	550. Project Monitoring, Evaluation & Planning	▼							
413	550-a Six monthly Performance Baseline Data Collection/Monitoring - Year 1								
423	550-b. Annual Performance Review Meetings								
428	550-c. Steering Committee Meetings								
438	550-d. PIC Meetings								
465	550-e. Six Monthly Project National and Regional Team Meeting								
475	550-f. Meetings with Project Partners (To be determined)								
476	560. Project reporting	▼							
477	560-a. Quarterly financial reports								
496	560-b. Half yearly progress reports								
505	560-c. Annual Reports								
510	570. Project Communications	▼							
511	570-a. Website Launching and Maintenance	■							
512	570-b. Newsletters								
522	570-c. Presentations Project (results) in Workshops, Seminars and Conferences	■							
523	570-d. On-line reporting system								

Project: Work Breakdown Structure
Date: Thu 12/23/04

Task		Milestone		Output		Deadline	
Split		Summary		External Tasks			
Progress		Project Summary		External Milestone	