

Index in Laisamis based on data up to 22 Mar - 6 Apr

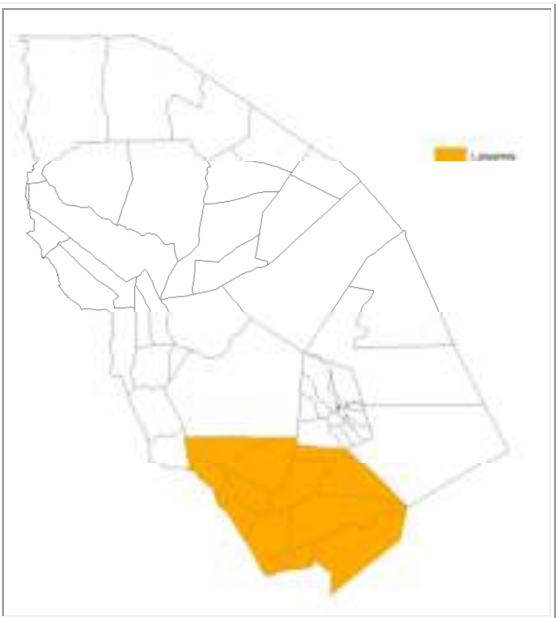
<p>This page provides the update on the predicted livestock mortality index and the summary of the underlying data in Laisamis for March - September 2011 (Long Rain Long Dry, LRLD) insurance coverage period based on the data up to 22 Mar - 6 Apr . For information on the definition of these variables, see http://livestockinsurance.files.wordpress.com/2011/03/explainindex29mar2011.pdf</p>	 <p>Laisamis</p>
---	--

Table 1. Summary	
Index Area	Laisamis
Year	2011
Season	LRLD
Date of the most recent data	22 Mar - 6 Apr
Predicted Livestock Mortality	0.08
Czndvi_pre	-9.76
Czndvi_pos	-11.54
CNzndvi	1.36
CPzndvi	0.00

Figure 1.
ZNDVI in
Laisamis
from October
2010 to
September
2011

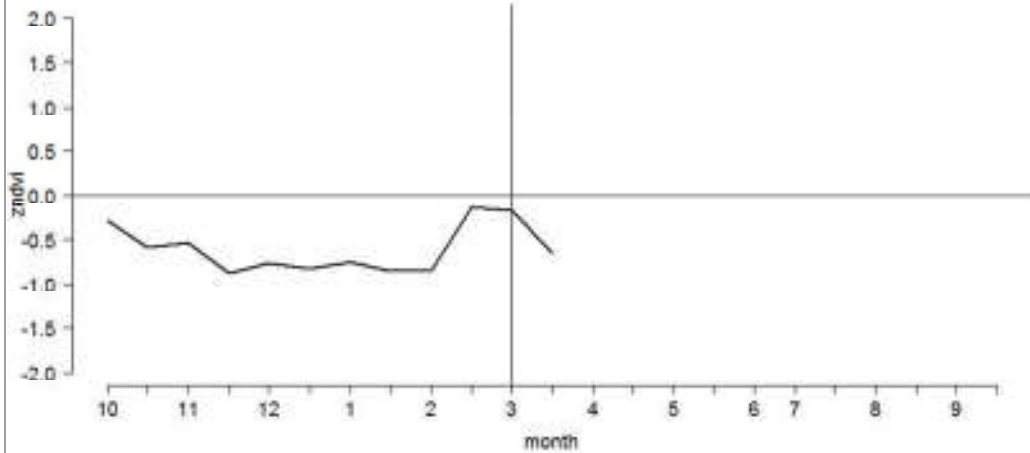


Figure 2.
Czndvi in
Laisamis
from October
2010 to
September
2011

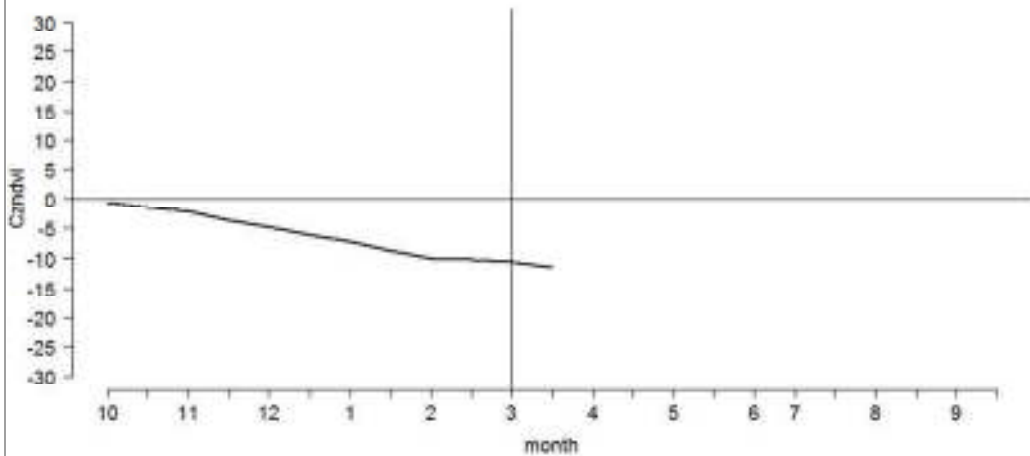


Table 2. zndvi

year	month	16-day	date	zndvi
2010	10	18	30 Sep - 15 Oct	-0.30
2010	10	19	16-31 Oct	-0.59
2010	11	20	1-16 Nov	-0.54
2010	11	21	17 Nov - 2 Dec	-0.88
2010	12	22	3-18 Dec	-0.76
2010	12	23	19-31 Dec	-0.83
2011	1	1	1-16 Jan	-0.76
2011	1	2	17 Jan - 1 Feb	-0.86
2011	2	3	2-17 Feb	-0.86
2011	2	4	18 Feb - 5 Mar	-0.15
2011	3	5	6-21 Mar	-0.18

2011	3	6	22 Mar - 6 Apr	-0.66
2011	4	7	7-22 Apr	
2011	4	8	23 Apr - 8 May	
2011	5	9	9-24 May	
2011	5	10	25 May - 9 Jun	
2011	6	11	10-25 Jun	
2011	7	12	26 Jun - 11 Jul	
2011	7	13	12-27 Jul	
2011	8	14	28 Jul - 12 Aug	
2011	8	15	13-28 Aug	
2011	9	16	29 Aug - 13 Sep	
2011	9	17	14-29 Sep	